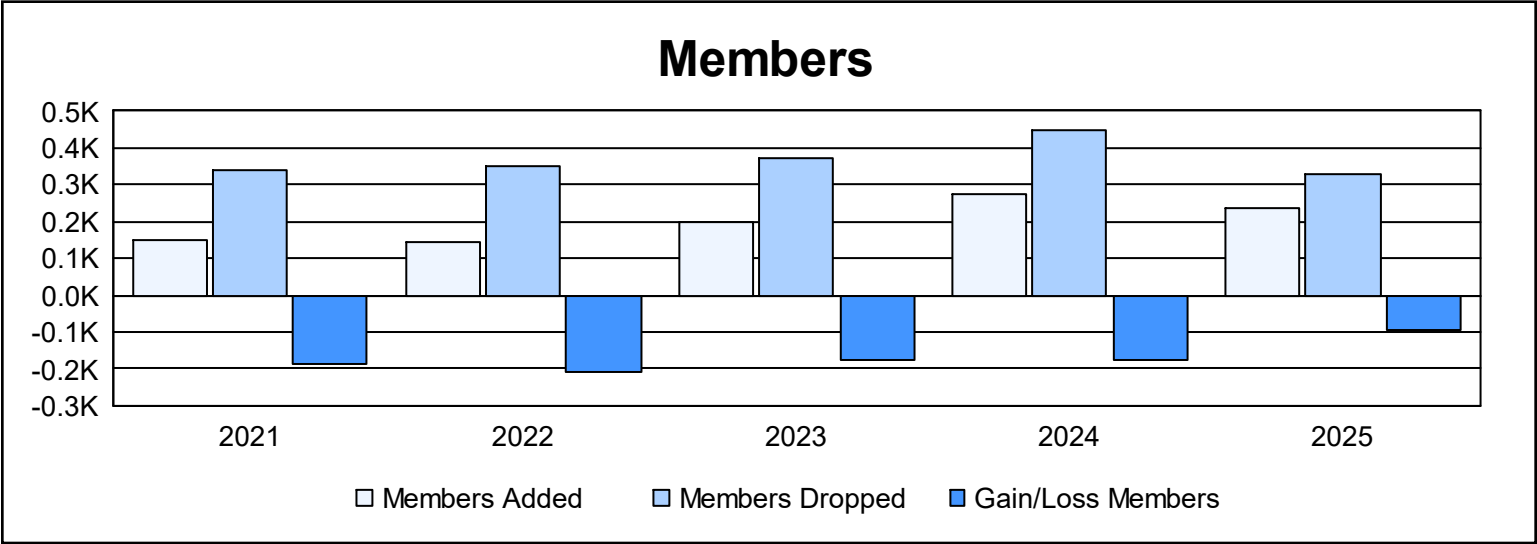
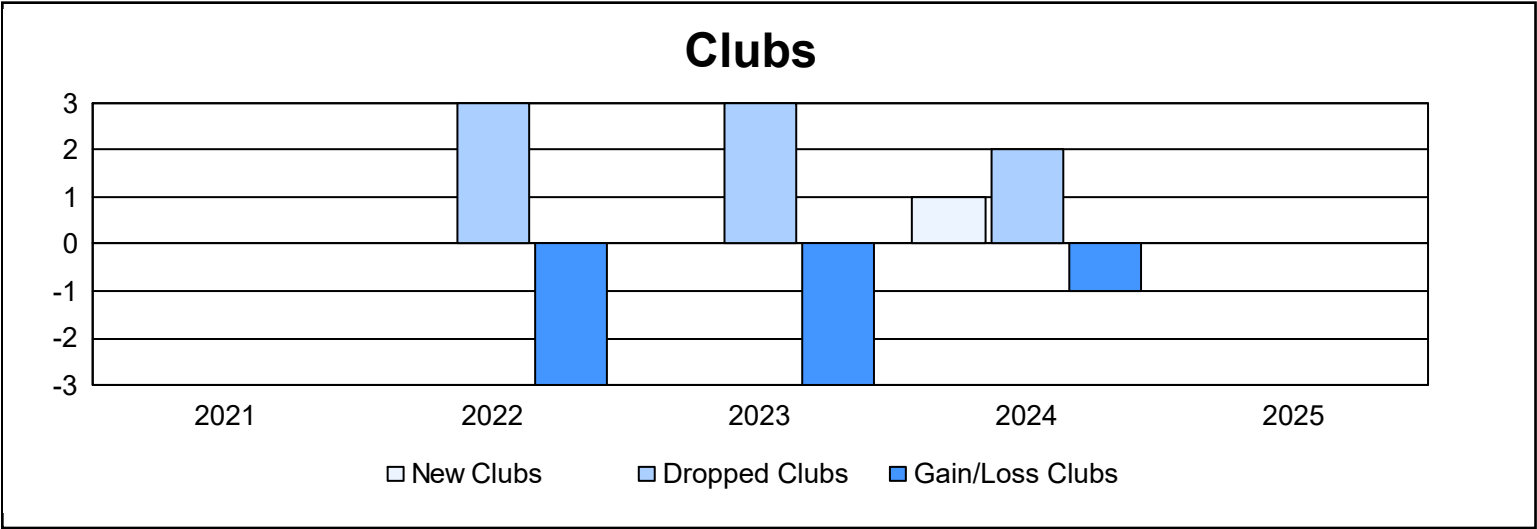
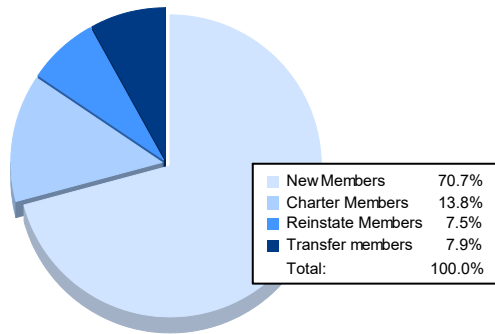


| Year | New Clubs | Dropped Clubs | Gain/ Loss Clubs | New Members | Charter Members | Reinstate Members | Transfer Members | Total Member Added | Total Members Dropped | Gain/ Loss Members |
|-----------|-----------|---------------|------------------|-------------|-----------------|-------------------|------------------|--------------------|-----------------------|--------------------|
| 2020-2021 | 0 | 0 | 0 | 144 | 1 | 4 | 2 | 151 | 338 | -187 |
| 2021-2022 | 0 | 3 | -3 | 135 | 0 | 4 | 3 | 142 | 350 | -208 |
| 2022-2023 | 0 | 3 | -3 | 173 | 0 | 6 | 19 | 198 | 372 | -174 |
| 2023-2024 | 1 | 2 | -1 | 224 | 44 | 1 | 4 | 273 | 447 | -174 |
| 2024-2025 | | | | 169 | 33 | 18 | 19 | 239 | 331 | -92 |
| Average | 0 | 2 | -2 | 169 | 16 | 7 | 9 | 201 | 368 | -167 |



Membership Composition June 2025 Cumulative



Gender Composition June 2025 Cumulative

